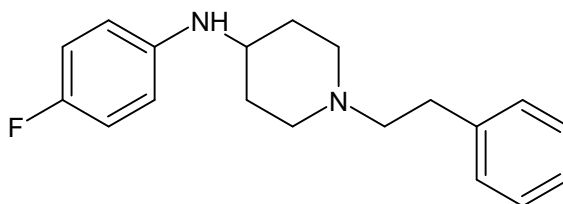




Despropionyl *para*-fluorofentanyl

The Drug Enforcement Administration's Special Testing and Research Laboratory generated this monograph using structurally confirmed reference material.



1. GENERAL INFORMATION

IUPAC Name: *N*-(4-fluorophenyl)-1-phenethylpiperidin-4-amine

CAS#: 122861-41-0

Synonyms: *N*-(4-fluorophenyl)-1-(2-phenylethyl)piperidin-4-amine, Despropionyl 4-Fluorofentanyl, Despropionyl *p*-Fluorofentanyl

Source: DEA Reference Material Collection

Appearance: White powder

$UV_{max}(nm)$: Not determined

2. CHEMICAL AND PHYSICAL DATA

2.1 CHEMICAL DATA

Form	Chemical Formula	Molecular Weight	Melting Point (°C)
Base	C ₁₉ H ₂₃ FN ₂	298.40	Not Determined
HCl	C ₁₉ H ₂₃ FN ₂ HCl	334.86	Not Determined



Despropionyl *para*-fluorofentanyl

The Drug Enforcement Administration's Special Testing and Research Laboratory generated this monograph using structurally confirmed reference material.



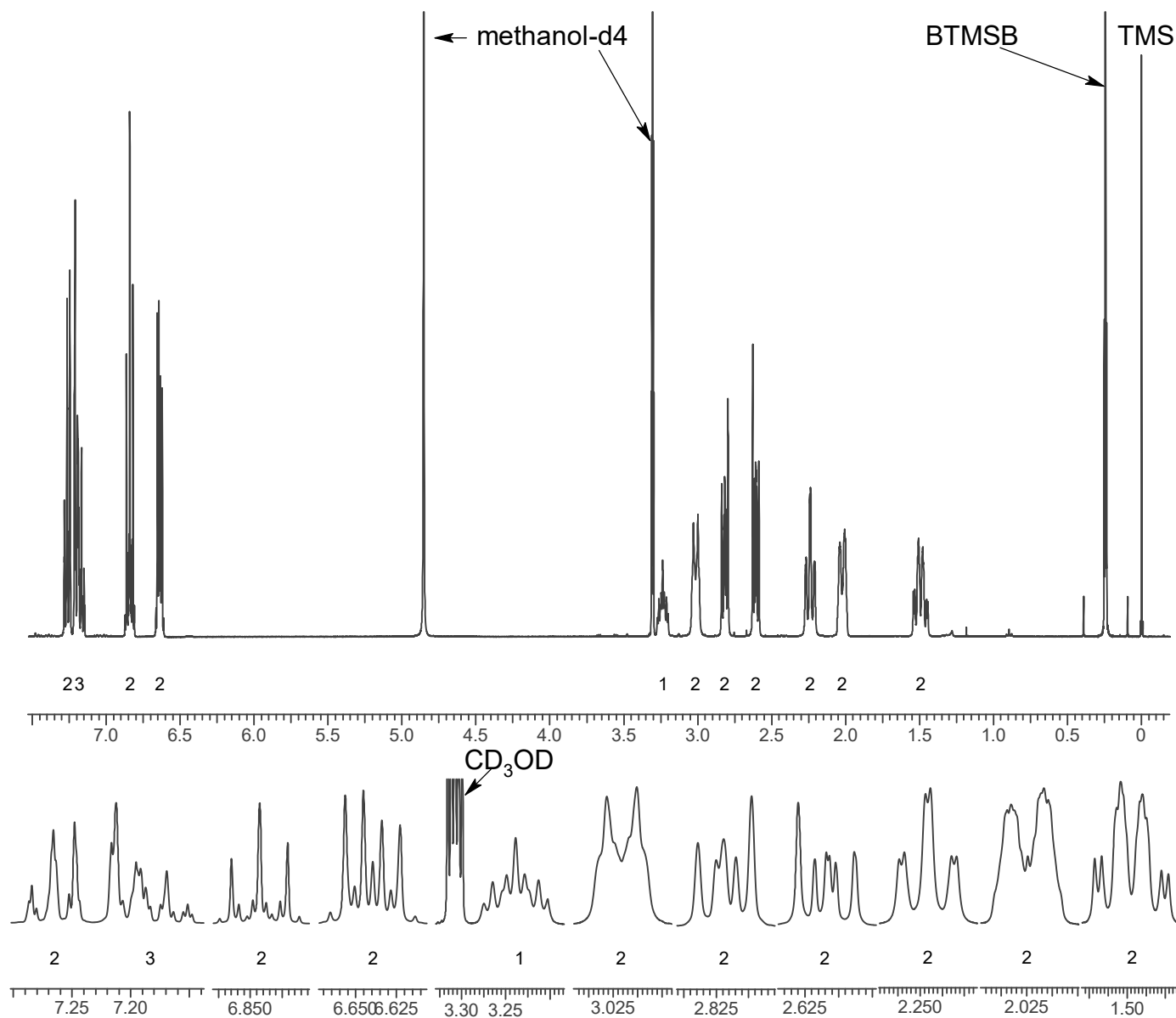
3. QUALITATIVE DATA

3.1 NUCLEAR MAGNETIC RESONANCE

Sample Preparation: Dilute analyte to ~12 mg/mL in methanol- d_4 containing TMS for 0 ppm reference and BTMSB as quantitative internal standard.

Instrument: 400 MHz NMR spectrometer
Parameters: Spectral width: at least containing -3 ppm through 13 ppm
Pulse angle: 90°
Delay between pulses: 45 seconds

^1H NMR: Despropionyl *para*-fluorofentanyl base; Lot # 0487834-23; CD_3OD ; 400MHz





Despropionyl *para*-fluorofentanyl

The Drug Enforcement Administration's Special Testing and Research Laboratory generated this monograph using structurally confirmed reference material.



3.2 GAS CHROMATOGRAPHY/MASS SPECTROMETRY

Sample Preparation: Dilute analyte ~4 mg/mL in MeOH

Instrument: Agilent gas chromatograph operated in split mode with MS detector

Column: HP-5 MS (or equivalent); 30m x 0.25 mm x 0.25 μ m

Carrier Gas: Helium at 1.5 mL/min

Temperatures: Injector: 280°C MSD transfer line: 280°C

MS Source: 230°C MS Quad: 150°C

Oven program:

1) 100°C initial temperature for 1.0 min

2) Ramp to 280°C at 12 °C/min

3) Hold final temperature for 9.0 min

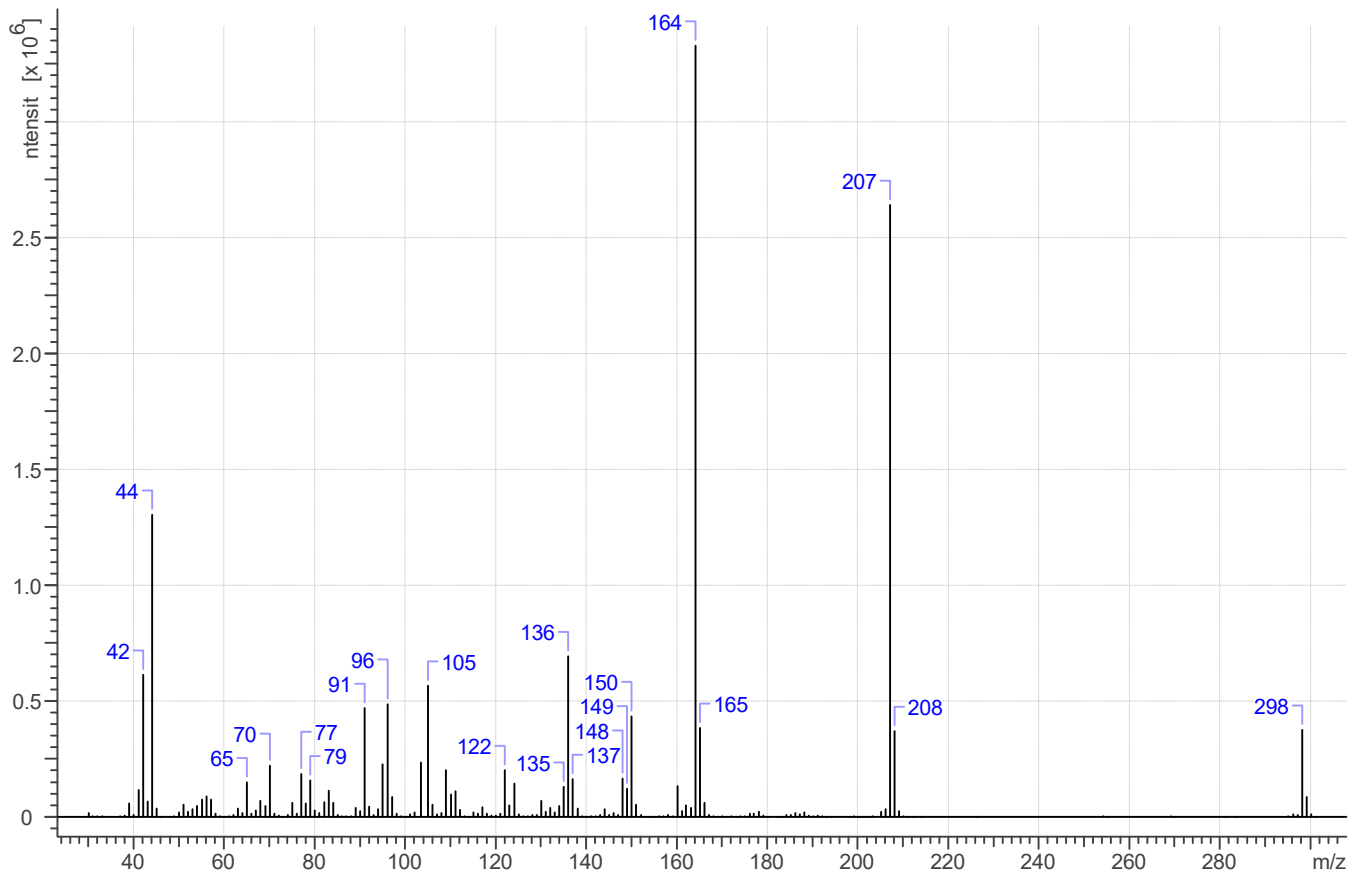
Injection Parameters: Split Ratio = 25:1, 1 μ L injected

MS Parameters: Mass scan range: 30-550 amu Threshold: 250

Tune file: stune.u Acquisition mode: scan

Retention Time: 15.002 min

EI Mass Spectrum: Despropionyl *para*-fluorofentanyl base; Lot # 0487834-23





Despropionyl *para*-fluorofentanyl

The Drug Enforcement Administration's Special Testing and Research Laboratory generated this monograph using structurally confirmed reference material.



3.3 INFRARED SPECTROSCOPY (FTIR)

Instrument: FTIR with diamond ATR attachment (1 bounce)

Scan Parameters:
Number of scans: 32
Number of background scans: 32
Resolution: 4 cm⁻¹
Sample gain: 1
Aperture: 150

FTIR ATR (Diamond 1 Bounce): Despropionyl *para*-fluorofentanyl base; Lot # 0487834-23

